


*Walgreens*  
AT THE CORNER OF **HAPPY** & **HEALTHY**™



## Walgreens QuickPrints: 8.5 x 11 Photo Book Layout Guide

## Introduction

With the Walgreens QuickPrints API & SDKs, developers can enable their applications to print 8.5 x 11 photo books that can be picked up at a local Walgreens store within the same day. The photo book product is currently available at over 4,000 Walgreens locations across the United States.

## 8.5 x 11 Photo Book Highlights

- Protective Black Linen Hardcover for \$19.99 for 10 pages/20 sheets
- Photo Books are produced on 100lb. Satin Finish photo paper
- Measures 11.2" x 8.5" closed; 22" x 8.5" open
- Die-cut window (5" x 3.5") in cover to showcase a favorite photo
- Available with same day pick-up at over 4000 Walgreens locations

Jet Black Linen Hardcover Example:



## What this document covers

This document explains how to properly configure images for printing on a 8.5 x 11 photo book. (This document will not cover the APIs needed to print out a photo book. For more information on the APIs, refer to the QuickPrints API/SDK documents<sup>1</sup>.) Topics that will be covered include:

- Photo book requirements
- Photo book specifications
- Requirements for the end page

---

<sup>1</sup> QuickPrints-related documents are located at: <https://developer.walgreens.com/api-overview/QuickPrints>

## 8.5 x 11 Photo Book Requirements

To guarantee that the printed 8.5 x 11 photo book will be of the highest quality, the following recommendations should be adhered to:

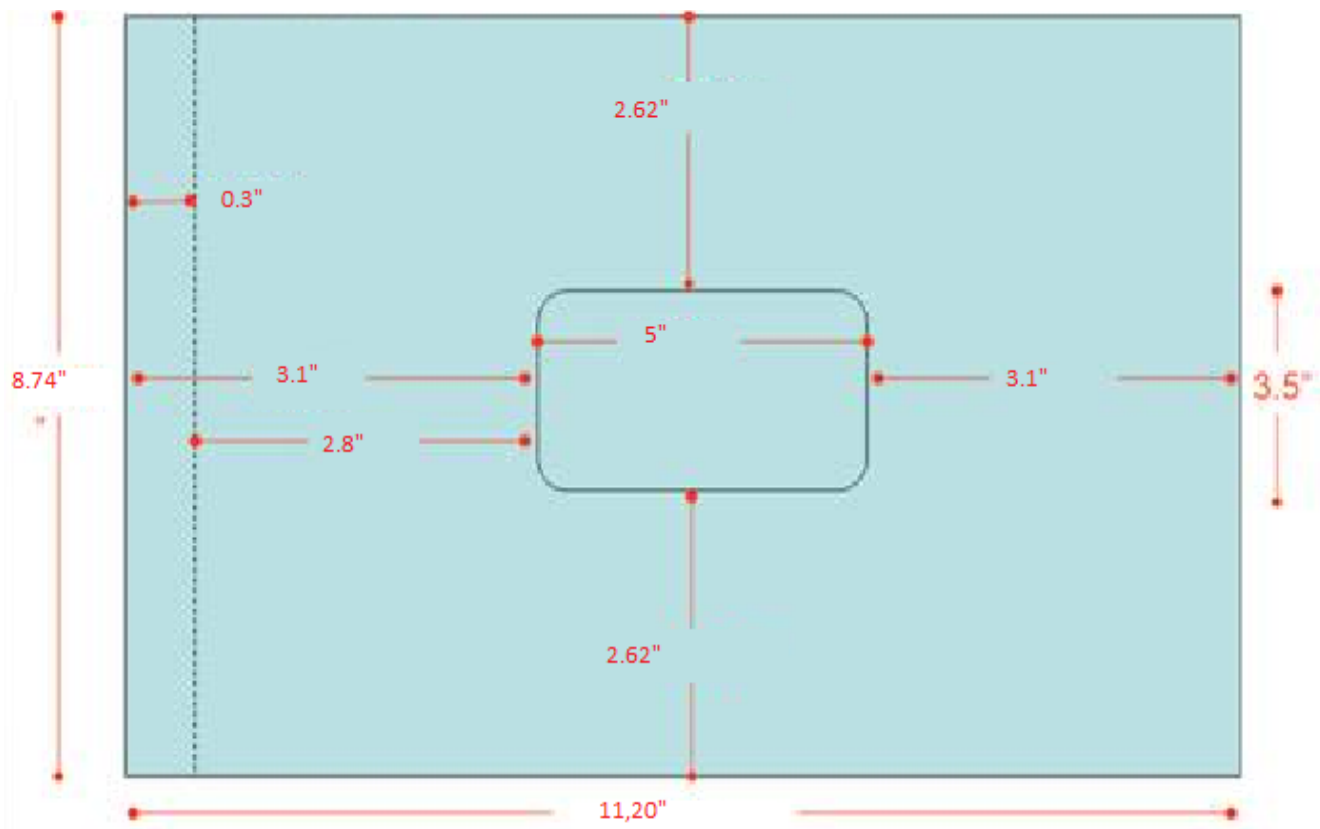
- Minimum image resolution = 1575 x 1200
- Maximum image resolution = 3150 x 2400
- Required File Format = JPEG
- Maximum File Size = Less than 3MB
- Aspect Ratio (width/height): 1.3125
- Maximum number of images per photo book = 20
- A 21st page will need to be generated, but it will not be included in the photo book
  - Refer to the section “Requirements for the end page” for more detailed information
- All images should always be in heads up position
- The names of the image files/pages for the Book product must adhere to the following syntax:
  - **“P” + page number (including leading zeros) + \_image name + “.jpg”**
  - For example: **“P001\_imagefilexyz.jpg”** would be the final filename for the first image, which originally had a filename of “imagefilexyz.jpg
  - **“Page number” shall always be a three-digit number with either one or two leading zeros**
  - **The first page is always “001”; pages 2 to 9 shall also be represented as a three digit numbers (e.g. 002-009)**
  - **Pages 10 to 20 shall be represented as a three-digit numbers; e.g. “010”, “011”,...“020”**
- The end page shall be page “021”
  - Refer to the section “Requirements for the end page” for more detailed information

## Photo Book Specifications

### Photo book layout

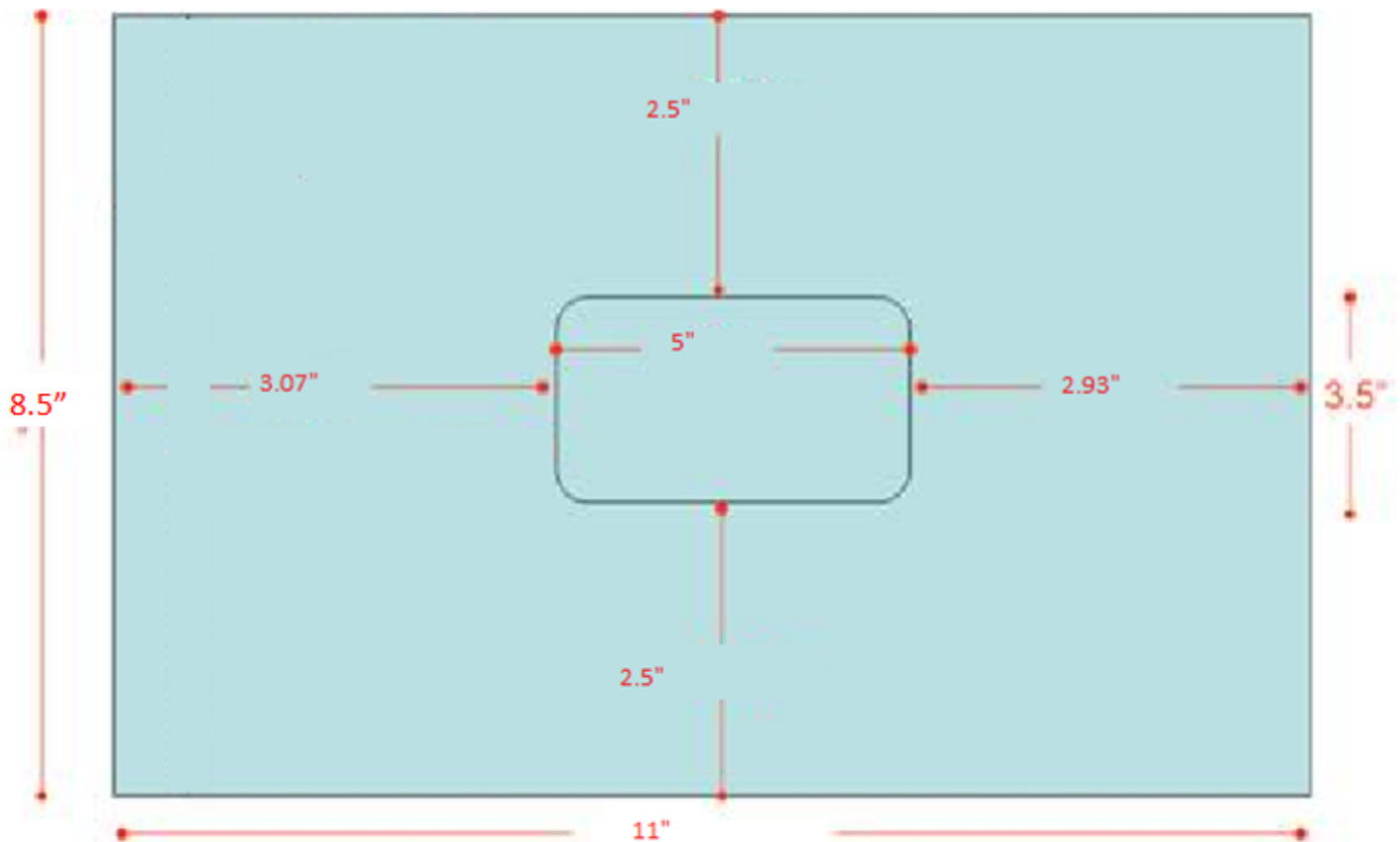
Every photo book's cover has an open space (5" x 3.5") in the center to showcase the first photo. Refer to exact sizes and dimensions below:

Measurement for the cover of the photo book:



Note: the 0.3" column on the left represents the binding, when looking at a closed photo book's cover

Measurement for the first page of the photo book:



**IMPORTANT:**

Since the first page can be partially seen through the cover, the open 5" x 3.5" area near the center of the first page should be emphasized to the end user.

**Printable Area Important Information**

- All pages of a 8.5 x 11 photo book are set to print in the printable area
- The printable area is 0.25 inches from the edge of each side of the sheet, so the printable area is 10.5" x 8"
- Images will be centered and scaled in the printable area
- If a different dimension is used, it should at least be the same aspect ratio
- If a different aspect ratio is used, some of the image will be cropped

## Requirements for the end page


The end page is not part of the photo book, but it must be rendered by the application and sent to Walgreens. Think of the end page as page 21 that will not be included in the photo book. The following information must be included on the end page:

- Customer Name (if available)
- Affiliate name
- Order date
- Product ID: DP100331
- Product Name: 8.5x11 Photo Book
- Cover Type: 8.5 x 11 Linen Black
- Number of Pages: 20
- Insert a thumbnail image of the image on page 1
- “This end page shall be discarded and not included in the photo book”

This end page will serve as a reminder for the Walgreens employees that the photo book is complete.

End page example:

**Customer Name: [First Name] [Last Name] *if accessible***  
**Affiliate: [Application Name]**  
**Order Date: [Order Date]**  
**Product ID: DP100331**  
**Product Name: 8.5x11 Photo Book**  
**Cover Type: 8.5x11 Linen Black**  
**Number of Pages: 20**



**This end page shall be discarded and not included in the photo book**